

**Fifteenth Practical Course in**

# **OTOLOGY AND TEMPORAL BONE SURGERY**

Zurich, August 11 – 14, 2006



and

Department of Anatomy, University of Zurich, Switzerland  
HNO-Klinik, Kantonsspital Luzern, Switzerland



## OBJECTIVES

- Practising microsurgical procedures on temporal bones. Number of participants limited to 14.
- 3-D Video presentation of surgical techniques Discussion of indications and results

## COURSE DIRECTORS

Th. Linder, Lucerne  
U. Fisch, Zurich

## INSTRUCTORS

### ENT

J. Hamilton, Gloucester, U.K.  
J. May, Winston-Salem, USA  
R. Posada, Bogotá, Colombia  
G. Ralli, Rome, Italy  
A. Desai, Mumbai, India  
A. Ataide, Curitiba, Brazil

### Anatomy

P. Groscurth, (Head of Anatomy Dept.)  
M. Manestar  
M. Vich

## TECHNICAL ASSISTANCE

### Instrumentation:

C. Antonucci (Kantonsspital Lucerne)  
I. Morini (Kantonsspital Lucerne)  
J.Perez (Anatomy)

### Audio-Visual:

K. Riedle (USZ)  
I. Drieghe (Uni Irchel)  
B. Lorenzetti (ZH)

## **EQUIPMENT**

Instruments / Drills: KARL STORZ, D-Tuttlingen  
Middle Ear Protheses: KARL STORZ, D-Tuttlingen  
Drills: Bien-Air, CH-Biel  
Microscopes: Leica Microsystems, CH-Heerbrugg  
Suction-Irrigation: M. Stäubli, CH-Horgen

## **COURSE LOCATION**

Anatomy Department  
University Zurich-Irchel  
Winterthurerstrasse 190  
1908057 Zurich  
  
Tram no. 9, 10: Irchel  
Tram no. 7, 14: Milchbuck  
Parking: University Campus  
Zurich-Irchel

## **COURSE SECRETARIAT**

Anatomy Department:  
Course Telephone  
+41 44 635 42 00  
  
Mrs. V. Häusler  
HNO-Klinik, Kantonsspital Luzern,  
CH-6000 Luzern  
Telephone:+41 41 205 49 51  
Fax:+41 41 205 49 95

## **Information**

Prof. U. Fisch  
Forchstraße 26  
Erlenbach, 8703-CH  
Fax: +41 44 910 61 26  
E-Mail: Fisch@orl-zentrum.ch  
www.fimf.ch

# Sponsors

## Main Sponsor

KARL STORZ GmbH & Co. KG  
Tuttlingen / Germany

## Sponsors

Leica Microsystems  
Heerbrugg / Switzerland

Bien Air GmbH  
Biel / Switzerland

M. Stäubli  
Horgen / Switzerland

Essex Chemie AG  
Lucerne / Switzerland

Solvay Pharma AG  
Bern / Switzerland

# FRIDAY, August 11, 2006

14:00      **Registration**

**Closed Tympano-Mastoidectomy**

(Meatoplasty, Meatal Skin Flap, Canalplasty, Tympano-Meatal Flaps, Middle Ear Exploration, Antrotomy, Epitympanotomy, Mastoidectomy, Posterior Tympanotomy)


14:30      Introduction and 3D-Video

15:30      *Dissection* (1<sup>st</sup> temporal bone)

18:00      Discussion and 3D-Video

19:00      End of the day

## Notes



# SATURDAY, August 12, 2006

## **Myringoplasty and Ossiculoplasty**

(Incus-Interposition: Autologous and Titanium Incus)

- |       |                                                   |
|-------|---------------------------------------------------|
| 08:30 | Introduction and 3D-Video                         |
| 09:30 | <i>Dissection</i> (1 <sup>st</sup> temporal bone) |
| 11:00 | Discussion and 3D-Video                           |

---

12:30	Lunch (provided)
-------	------------------


---

## **Stapedotomy**

(Incus-Stapedotomy and Malleo-Stapedotomy)

- |       |                                                   |
|-------|---------------------------------------------------|
| 13:30 | Introduction                                      |
| 14:00 | <i>Dissection</i> (2 <sup>nd</sup> temporal bone) |
| 17:00 | Discussion and 3D-Video                           |
| 18:30 | End of the day                                    |

## Notes



# SUNDAY, August 13, 2006

## **Open Mastoido-Epitympanectomy with Tympanoplasty (Open MET)**

08:30 Introduction and 3D-Video

09:30 *Dissection* (2<sup>nd</sup> temporal bone)

---

12:30 Lunch (provided)

---


13:30 *Dissection* (2<sup>nd</sup> temporal bone)

16:00 Discussion and 3D-Video

17:30 End of the day

18:30 Course Dinner (provided)  
Restaurant “Zur Höhe”  
Höhenstraße 73, Zollikon  
Phone: +41 44 391 59 59

## Notes



# Monday, August 14, 2006

## **Ossiculoplasty in open and closed Cavity**

(Total Reconstruction of the Ossicular Chain with Titanium Prothesis, Tympanoplasty Type III)

08:30	Introduction
09:30	<i>Dissection</i> (1 <sup>st</sup> and 2 <sup>nd</sup> temporal bone)
11:30	Discussion and 3D-Video

---


12:00	Lunch (provided)
-------	------------------

---


## **Subtotal Petrosectomy**

13:00	Introduction
14:00	<i>Dissection</i> (2 <sup>nd</sup> temporal bone)
16:00	Discussion and 3D-Video
17:00	End of the Course


## Notes



## Notes



## Notes



Entrance to University Zurich-Irchel  
Winterthurerstrasse 190



Tram Irchel (Tram 9 and 10)  
and Tram/Bus Milchbuck (Tram 7, 9, 10, 14; Bus 69, 72)