


FOURTEENTH PRACTICAL COURSE

**INTRODUCTORY  
MICROSURGERY  
OF THE TEMPORAL BONE**

Zürich, February 07 – 08, 2018



In collaboration with:

Department of Anatomy, University of Zürich, Switzerland  
Department of Otorhinolaryngology,  
Head & Neck Surgery, Kantonsspital Lucerne, Switzerland



# FOURTEENTH PRACTICAL COURSE

## General Information

### COURSE OBJECTIVES

- Practising microsurgical procedures on temporal bones in 3D
- Surgical anatomy and analysis of CT scans
- Discussion of surgical cases
- Teaching of drilling techniques

### COURSE DIRECTOR

Thomas Linder, Lucerne

### INSTRUCTORS

#### ENT:

R. Bonnet, (Netherlands)

P. Gygax, Zürich

E. Novoa, Chur

Ch. Rösli, Zürich

Ch. Schlegel-Wagner, Lucerne

U. Siekmann, Glarus

Ch. Thüring, Schaffhausen

P. Misale (India)

#### Anatomy:

O. Ullrich (Head of Anatomy Department)

G. Colacicco, M. Manestar

### TECHNICAL ASSISTANCE

#### Instrumentation:

Monika Molisak, Peci Stambolija (Kantonsspital Lucerne)

S. Pilz, F. Frei (Anatomy)

#### Audio-visual:

N. DeMin (Kantonsspital Luzern)

## **EQUIPMENT**

### **Instruments/Drills:**

KARL STORZ SE & Co. KG,  
Tuttlingen/Germany

### **Drills:**

Bien-Air Surgery SA, Biel/Switzerland

### **Microscopes:**

Leica Microsystems,  
Heerbrugg/Switzerland

### **Suction-Irrigation:**

M. Stäubli, Horgen/Switzerland

## **COURSE LOCATION**

Anatomy Department  
University Zurich-Irchel  
Winterthurerstr. 190  
8057 Zurich

Tram no. 9, 10: Irchel  
Tram no. 7, 14: Milchbuck

## **PARKING**

University Campus Zurich-Irchel

## **COURSE TELEPHONE**

+41 (0)44 635 44 16

## **COURSE SECRETARY**

### **Mrs. Claudia Bütler**

HNO-Klinik, Kantonsspital Lucerne  
6000 Lucerne, Switzerland

Telephone:

+41 41 205 49 51

Fax:

+41 41 205 49 95

E-mail:

HNO@luks.ch

Web:

[www.luks.ch/hno](http://www.luks.ch/hno)

## **FIMF**

c/o Prof. U. Fisch  
Forchstr. 26  
CH-8703 Erlenbach

Fax:

+41 (0)44 910 61 26

E-mail:

fisch@orl-zentrum.com

Web:

www.fimf.ch

## **HOTEL RESERVATION**

Zurich Tourist Office  
Bahnhofplatz 15  
CH-8001 Zurich

Telephone:

+41 (0)44 211 11 31

Fax:

+41 (0)44 212 01 41

### **Suggested Hotel:**

Hotel Coronado  
Schaffhauserstr. 137  
CH-8057 Zurich

Telephone:

+41 (0)44 360 26 26

Web:

www.hotel-coronado.ch

(direct reservation: please ask for special rate for  
University Course)

## **Main Sponsor**

**KARL STORZ SE & Co. KG**  
**Tuttlingen/Germany**

## **Sponsors**

Leica Microsystems, Heerbrugg/Switzerland

Bien-Air Surgery SA, Biel/Switzerland

M. Stäubli, Horgen/Switzerland

Cochlear Company, Switzerland

MED-EL, Austria

Oticon Medical Switzerland

InnoForce Est., Liechtenstein

Amplifon AG, Switzerland

# PROGRAM Wednesday, February 7<sup>th</sup>, 2018

---


08:15	Registration
08:30	Introduction and FIMF Philosophy
08:45	Basics of drilling techniques
09:00	Anatomy of the temporal bone <b>OPEN MASTOIDO-EPITYMPANECTOMY WITH TYMPANOPLASTY (OPEN MET)</b>
10:00	Introduction and Video
10:30	Dissection (1 <sup>st</sup> temporal bone)
<hr/>	
12:30	Lunch (provided)
<hr/>	
13:30	Dissection (1 <sup>st</sup> temporal bone)
16:00	<b>Checklist of open MET</b> Discussion of individual temporal bones
16:30	<b>Clinical Cases and video</b> Discussion
17:30	<b>Review of the day: "Tips and Pitfalls"</b>
<hr/>	
18:30 - 21:30	Course Dinner (provided) Restaurant Schipfe 16, Zurich Tel: 044 211 21 22
<hr/>	

# PROGRAM Thursday, February 8<sup>th</sup>, 2018

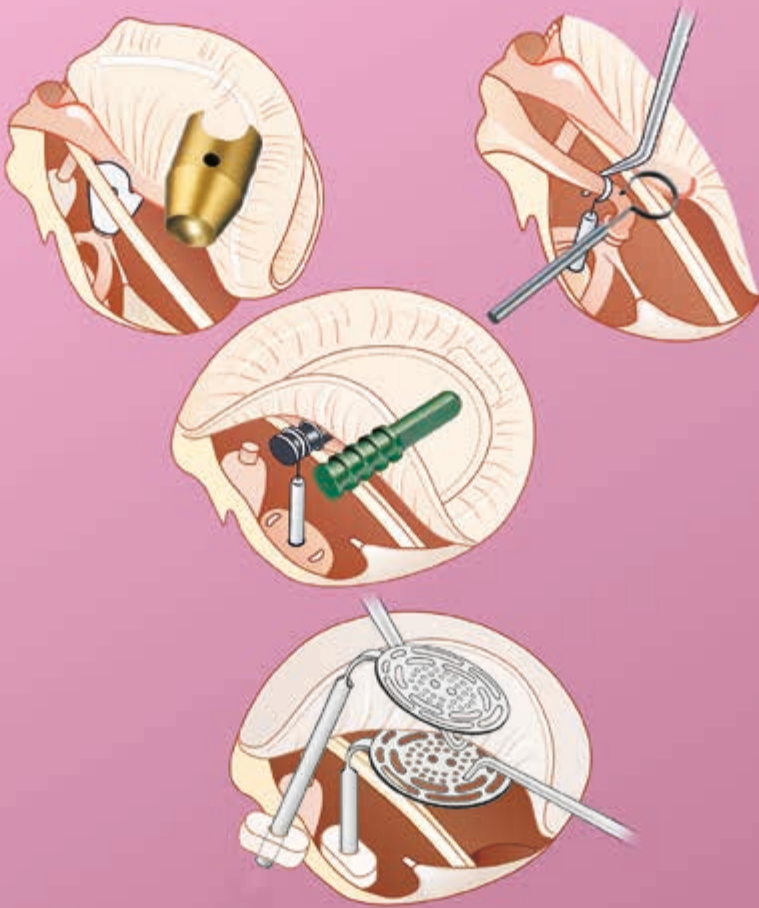
---

08:00	<b>Clinical Radiology of the Temporal Bone</b>
08:45	<b>CLOSED TYMPANO-MASTOIDECTOMY</b> (Canalplasty, Antrostomy, post. Tympanotomy)
09:00	Introduction and Dissection (2 <sup>nd</sup> temporal bone)
12:00	<b>Bone Anchored Hearing Aid Implantation</b>
<hr/>	
12:30	Lunch
<hr/>	
	<b>SUBTOTAL PETROSECTOMY</b>
13:30	Introduction and Dissection (2 <sup>nd</sup> temporal bone)
16:45	<b>Clinical Cases and 3D-Videos</b> Discussion
17:30	<b>Course Summary and</b> <b>“Take-home messages”</b>
18:00	<b>End of the day</b>

# Notes








ENT 52 4, 1 11/2017/A-E


# FISCH Titanium Middle Ear Prostheses

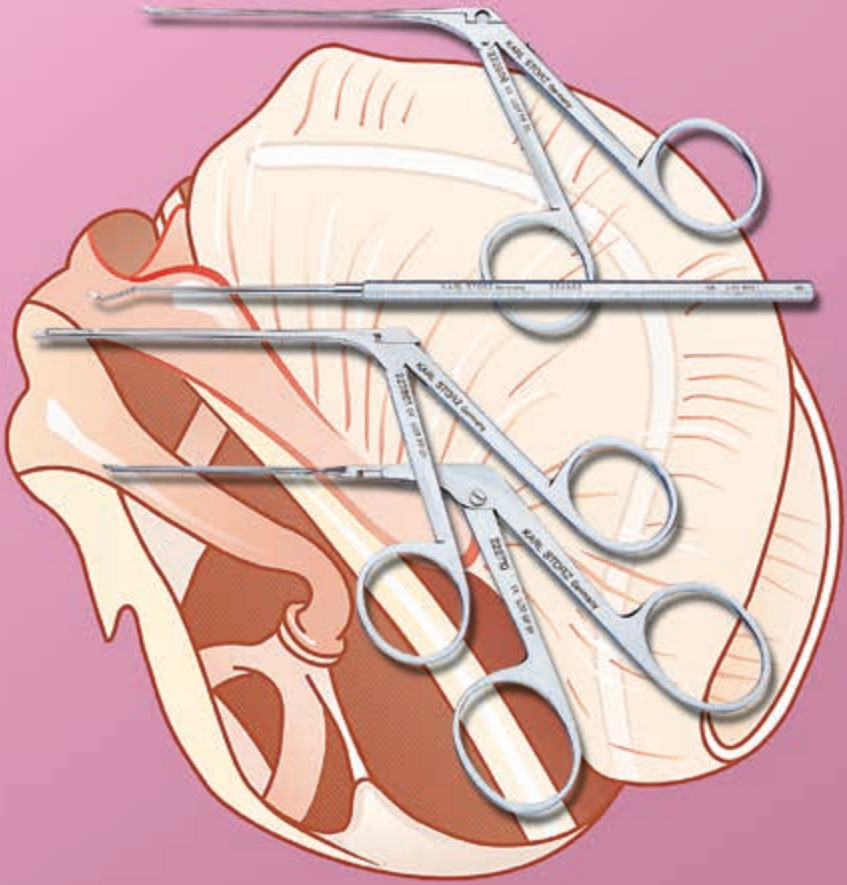
**STORZ**  
KARL STORZ — ENDOSKOPE

THE DIAMOND STANDARD



# Notes





# FISCH Instruments

Microsurgery of the Ear

**STORZ**  
KARL STORZ—ENDOSKOPE

THE DIAMOND STANDARD

# Entrance to University Zurich-Irchel Winterthurerstr. 190



Course  
Rooms

Signs at Mensa  
Entrance



Tram Irchel (Tram 9 and 10)  
and Tram/Bus Milchbuck (Tram 7, 9, 10, 14; Bus 69, 72)